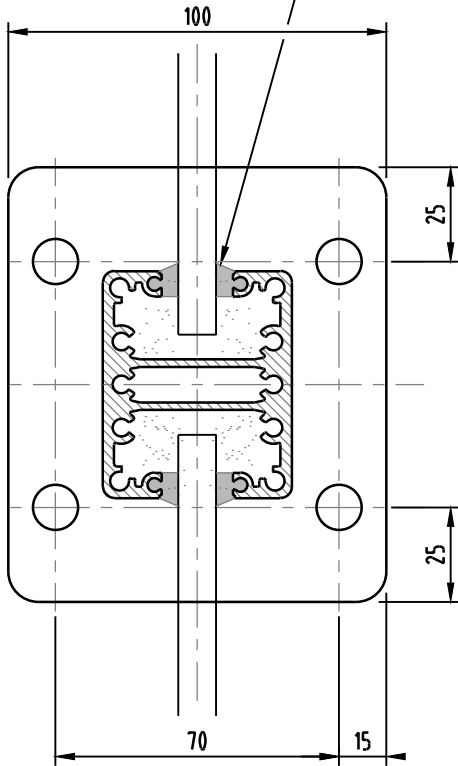


NOTE : POSTS MAY STOP 500 mm MAX. BELOW TOP OF GLASS.

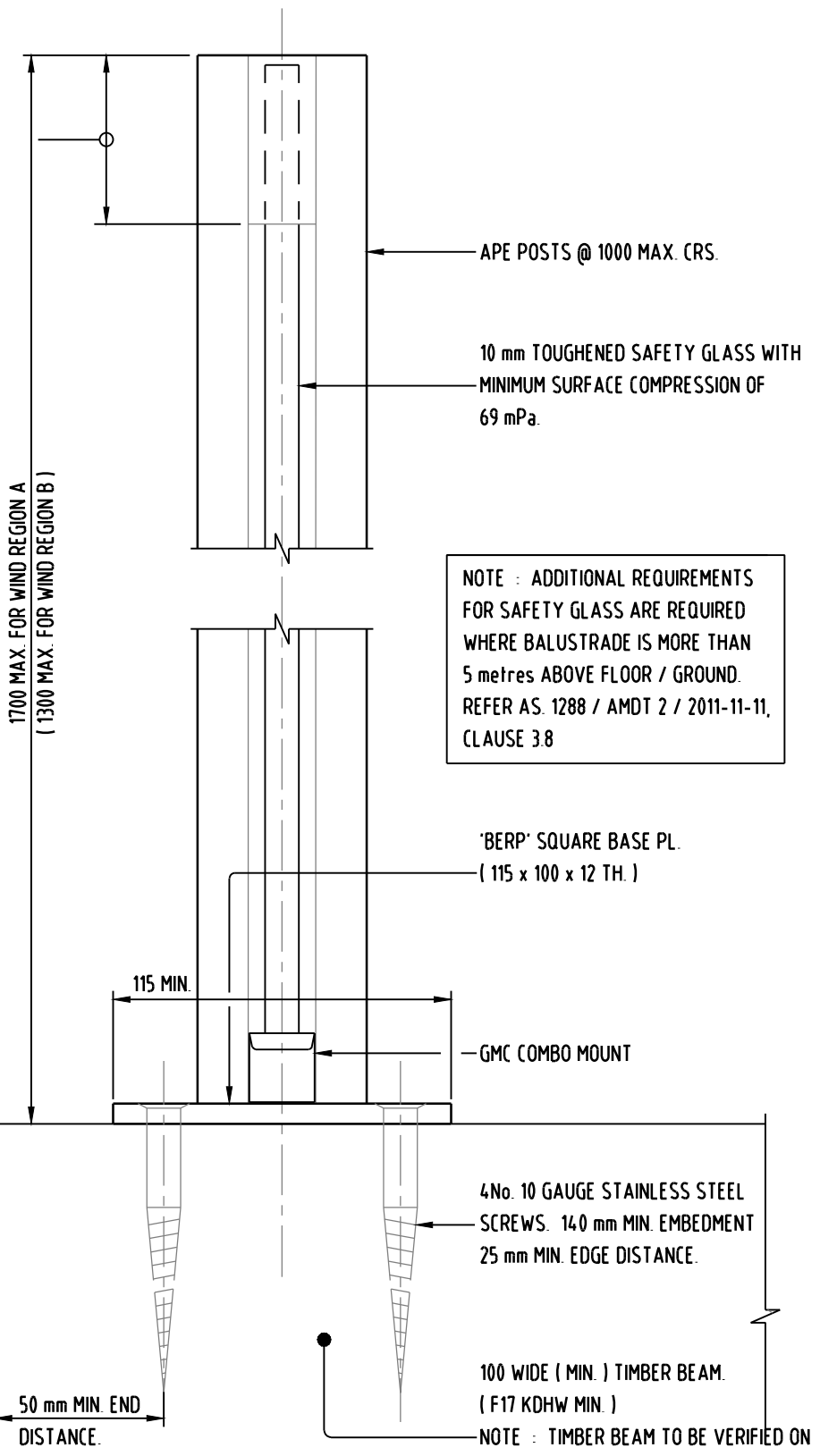
RUBBER GASKETS AS REQUIRED.



APE 'BERP' BASEPLATE
(SCALE 1:2)

APE (SCALE 1:2)

DESIGN HORIZONTAL LIVE LOAD = 0.75 kN/m
 APPLICABLE FOR WIND REGIONS A & B TO AS.1170 , TERRAIN CATEGORY 3
 REGION A MAXIMUM BUILDING HEIGHT 10 m
 REGION B MAXIMUM BUILDING HEIGHT 8 m



APE POSTS @ 1000 MAX. CRS.
 10 mm TOUGHENED SAFETY GLASS WITH
 MINIMUM SURFACE COMPRESSION OF
 69 mPa.

NOTE : ADDITIONAL REQUIREMENTS
 FOR SAFETY GLASS ARE REQUIRED
 WHERE BALUSTRADE IS MORE THAN
 5 metres ABOVE FLOOR / GROUND.
 REFER AS. 1288 / AMDT 2 / 2011-11-11,
 CLAUSE 3.8

'BERP' SQUARE BASE PL.
 (115 x 100 x 12 TH.)

GMC COMBO MOUNT

4 No. 10 GAUGE STAINLESS STEEL
 SCREWS. 140 mm MIN. EMBEDMENT
 25 mm MIN. EDGE DISTANCE.


100 WIDE (MIN.) TIMBER BEAM.
 (F17 KDHW MIN.)

NOTE : TIMBER BEAM TO BE VERIFIED ON
 SITE BY BUILDING ENGINEER AS
 STRUCTURALLY SUFFICIENT TO
 WITHSTAND BALUSTRADE LOADS.

C	REFERENCE FOR GLAZING ABOVE 5m AMENDED	24-11-14
B	BASE PLATE DETAIL AMENDED	28-02-14
A	ISSUED FOR CONSTRUCTION	09-01-14
REV	COMMENTS	DATE

AXIOM GROUP P.O. BOX 94 , WERRIBEE. VIC. 3030 PH. 1300 652 336 EMAIL. sales@axiomgroup.com.au FAX. 1300 611 789 WEB. axiomgroup.com.au			
DESIGNED	IKF	DATE	JAN '14
DRAWN	AB	SCALE	1:2
REF No		ROLL No.	

CLIVE STEELE PARTNERS PTY LTD
 CONSULTING ENGINEERS - STRUCTURAL & CIVIL



BUILDING 6
 62/195 WELLINGTON ROAD
 CLAYTON, VICTORIA
 AUSTRALIA. 3168
 Telephone (03) 9545 0223
 Facsimile (03) 9545 3022
 Email csp@clivesteele.com.au
 A.C.N. 005 363 735 A.B.N. 92 627 427 761

VECTRO PRIVACY SCREENS. APE SEMI - FRAMELESS BALUSTRADE	
TIMBER MOUNT	
DRG. No.	16996 - T - S04
REV.	C