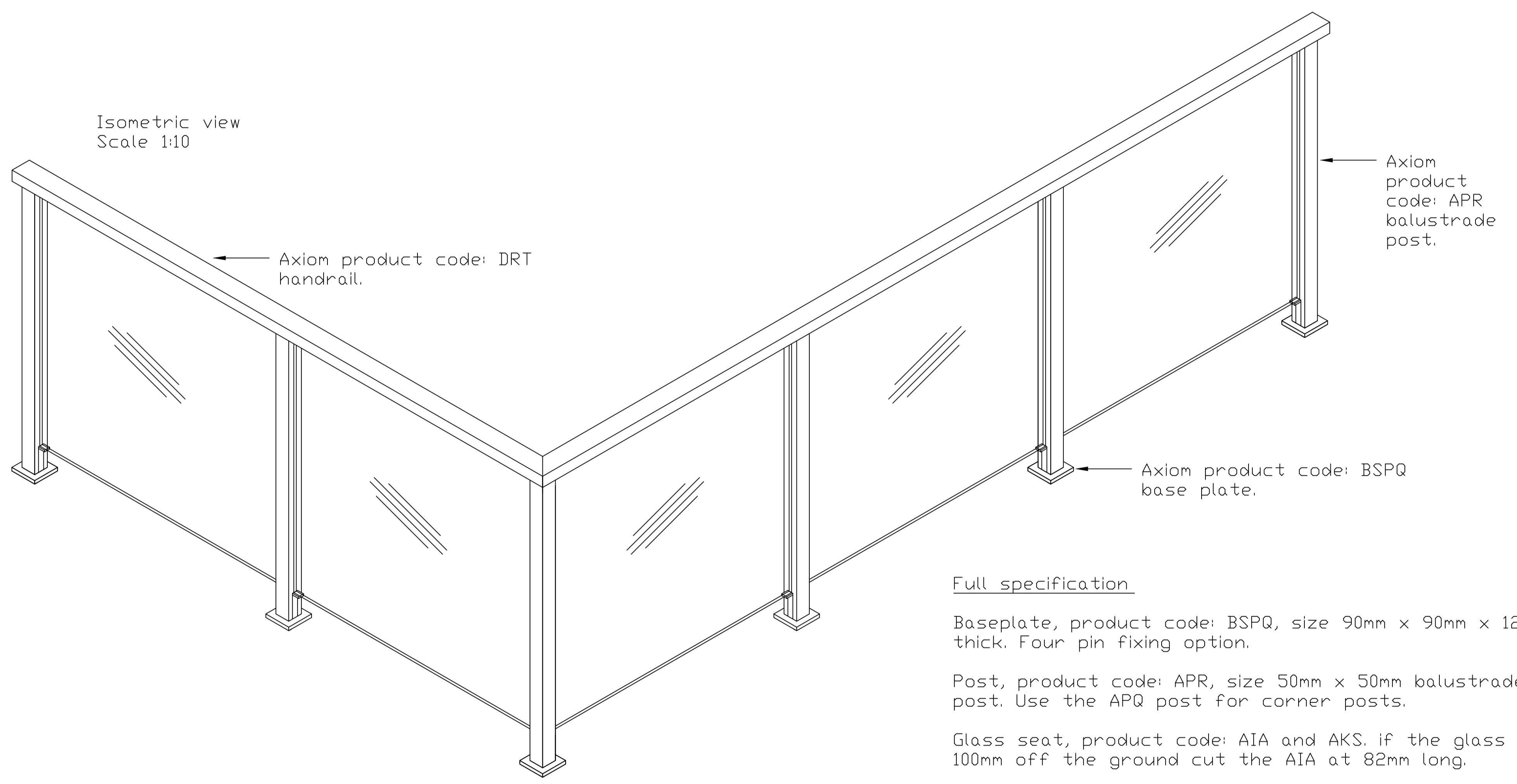
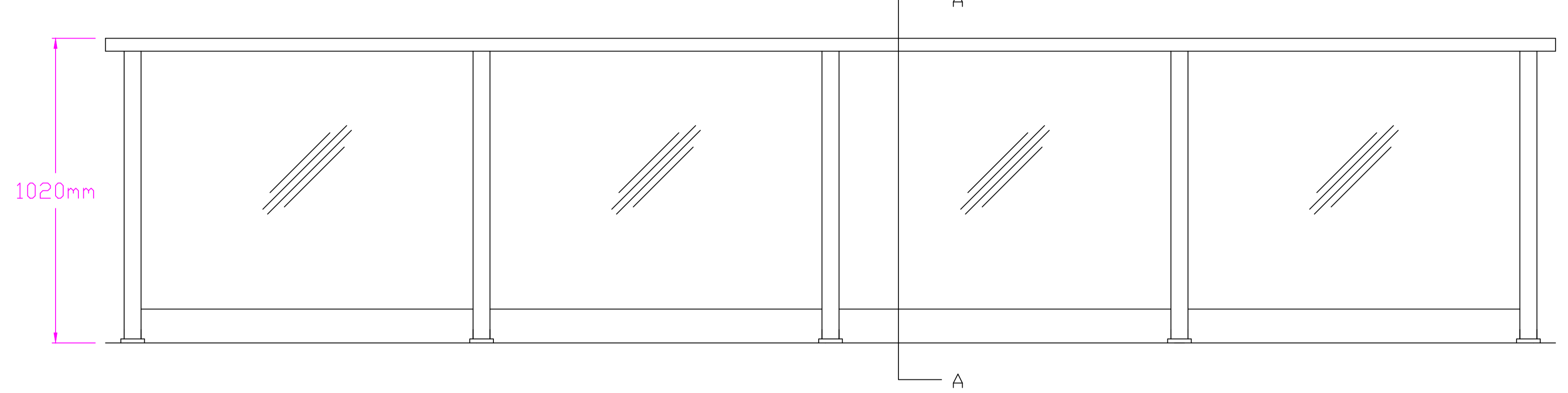
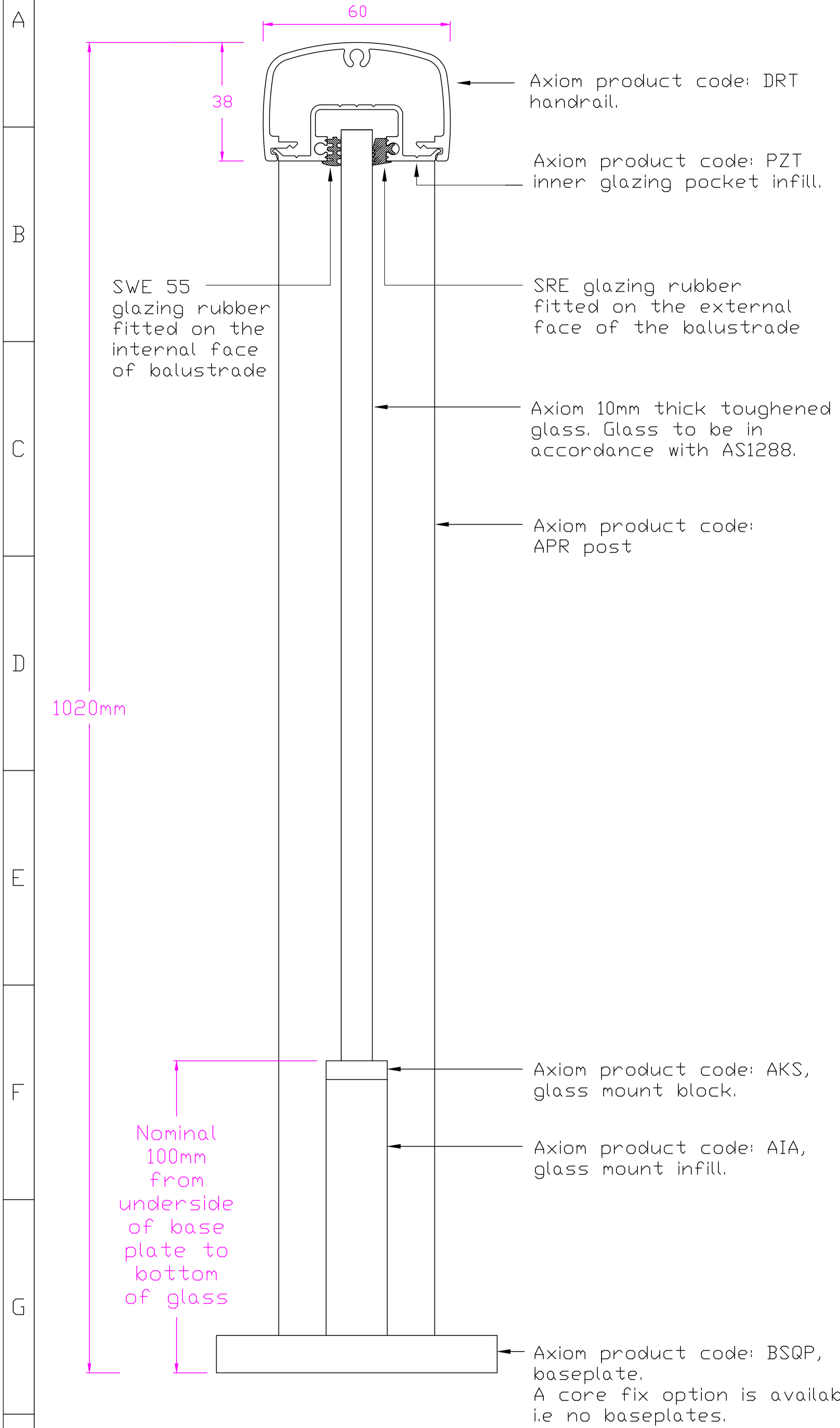


Section A - A
Scale 1:1

Elevation
Scale 1:10

Elevations are for illustration purpose only.



Full specification

Baseplate, product code: BSPQ, size 90mm x 90mm x 12mm thick. Four pin fixing option.

Post, product code: APR, size 50mm x 50mm balustrade post. Use the APQ post for corner posts.

Glass seat, product code: AIA and AKS. if the glass is 100mm off the ground cut the AIA at 82mm long.

Glass type: 10mm thick toughened glass

Handrail, product code: DRT, size 38mm high x 60mm wide dome shape handrail.

Inner glazing pocket infill, product code: PZT.

Glazing rubbers: As specified on the drawing.

Read this drawing in conjunction with the relevant engineering drawings. All products must be installed as specified by the engineer.

	Style: AxiLume Semi Frameless Balustrade	Scale as shown @ A1	Drawing n°. SD6001-624	Checked by: CM	Job N°.	Proprietary and Confidential This drawing remains the sole property of Axiom Group Pty Ltd. It must not be reproduced in part or in whole without consent from the Directors. Axiom reserves the right to amend drawings in the interest of continuous improvement. E & D E
	Suite: Neo Suite	Paper Size: A1	Drawn by: C. Richardson	Revision:	Drawing type: Suite drawing	
	Product: APR post and BSQP base plate with DRT handrail.	Unless otherwise stated all dimensions are in MM	Date: 31 / 3 / 2015		This drawing has been produced using AutoCAD LT 2015	