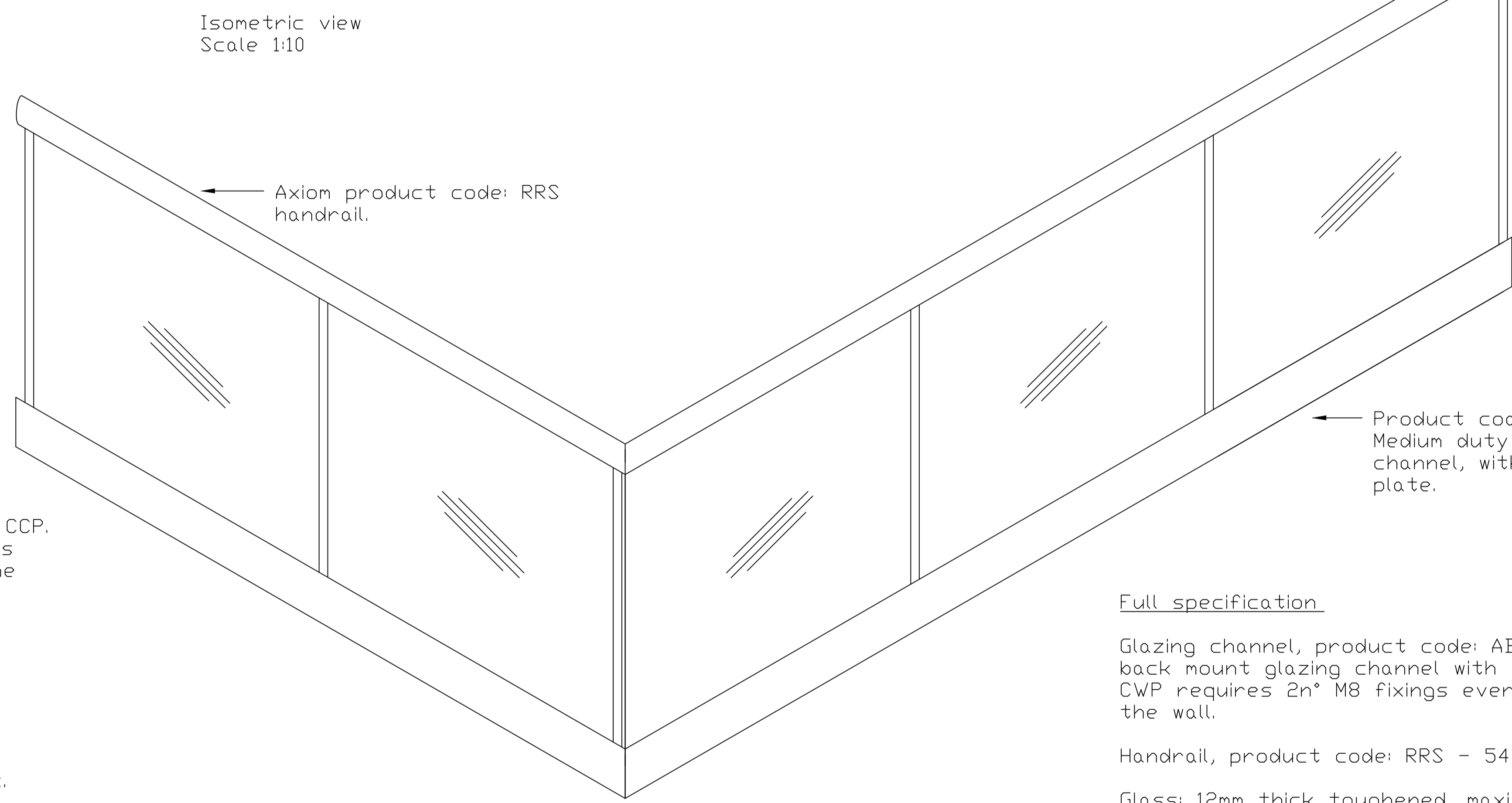
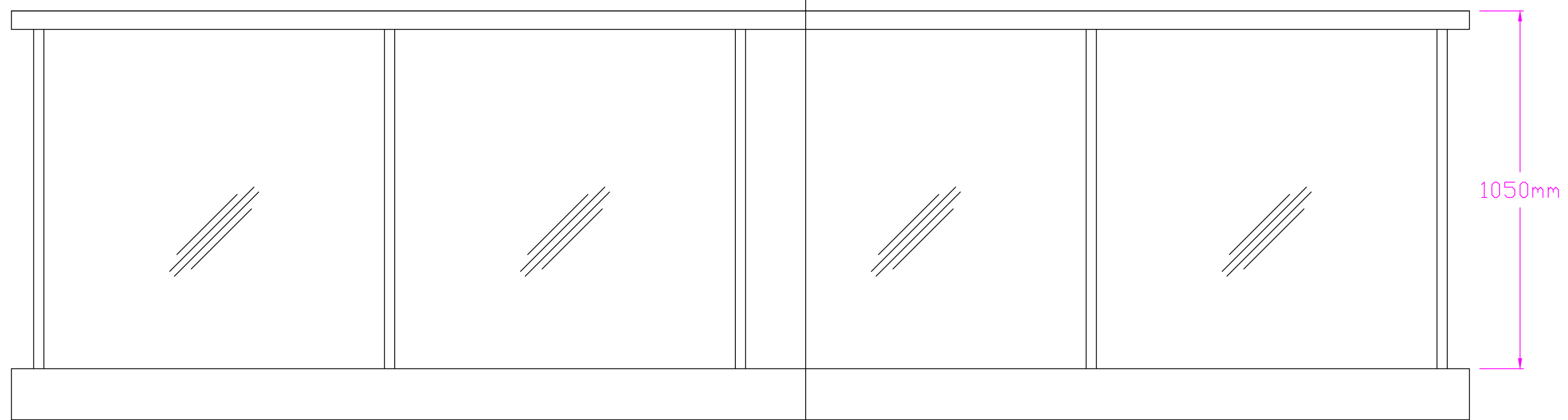
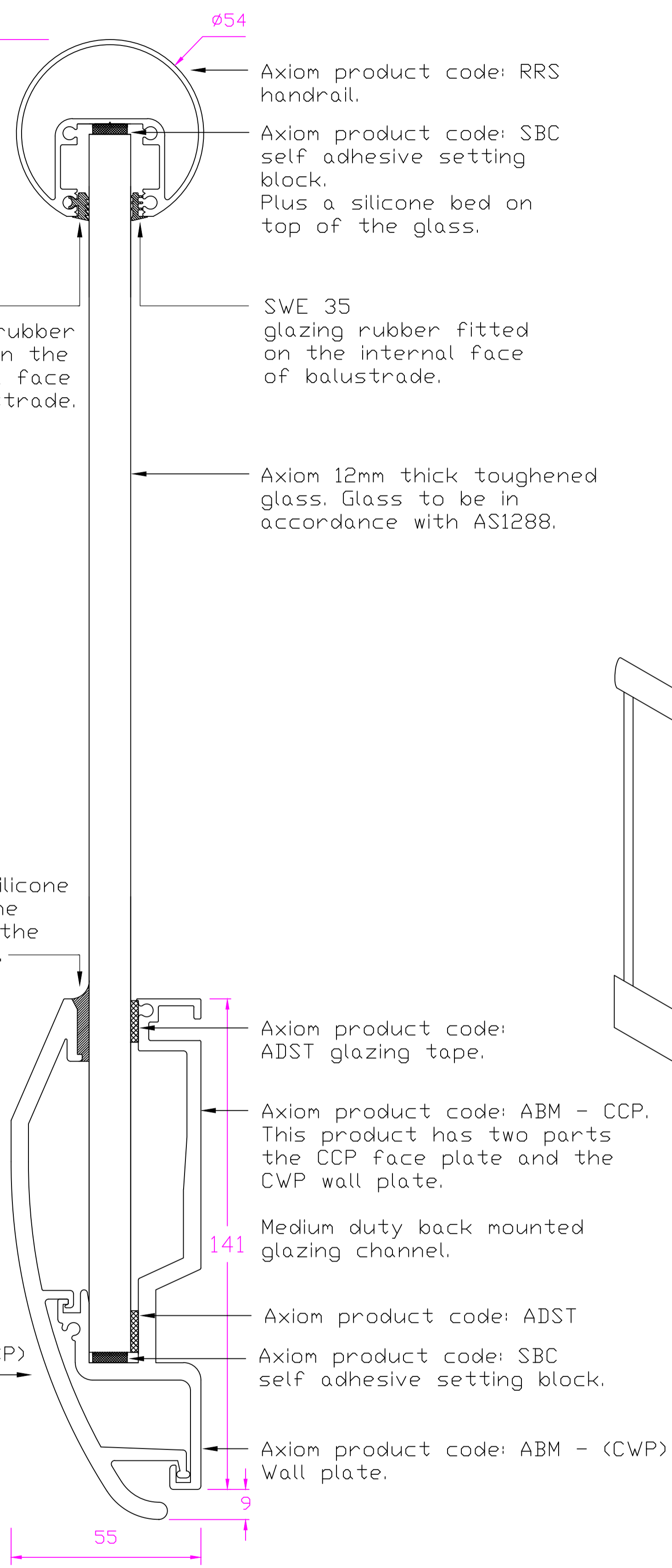


Section A - A  
Scale 1:1

Elevation  
Scale 1:10

Elevations are for illustration purpose only.



Full specification

Glazing channel, product code: ABM - CCP - Medium duty back mount glazing channel with a curved face plate. The CWP requires 2n° M8 fixings every 300mm to fix it the the wall.

Handrail, product code: RRS - 54mm Diametre handrail

Glass: 12mm thick toughened, maximum width of each glass panel is 1200mm

Double sided glazing tape, product code: ADST, size 12mm wide x 2.3mm thick. Double sided tape is required at the bottom and side of the back mount channel.

Setting blocks, product code SBC, size 25mm x 10mm x 3mm thick.

Read this drawing in conjunction with the relevant engineering drawings. All products must be installed as specified by the engineer.



Style: AxiLume Frameless Balustrade  
 Suite: Metropolis Side Mounted Suite  
 Product: ABM - CCP Back mount glazing channel with RRS handrail.

Scale as shown @ A1  
 Paper Size: A1  
 Unless otherwise stated all dimensions are in MM

Drawing n°. SD6001-610  
 Drawn by: C. Richardson  
 Date: 31 / 3 / 2015

Checked by: CM  
 Revision:

Job N°.   
 Drawing type: Suite drawing  
 This drawing has been produced using AutoCAD LT 2015

Proprietary and Confidential  
 This drawing remains the sole property of Axiom Group Pty Ltd. It must not be reproduced in part or in whole without consent from the Directors. Axiom reserves the right to amend drawings in the interest of continuous improvement. E & D E