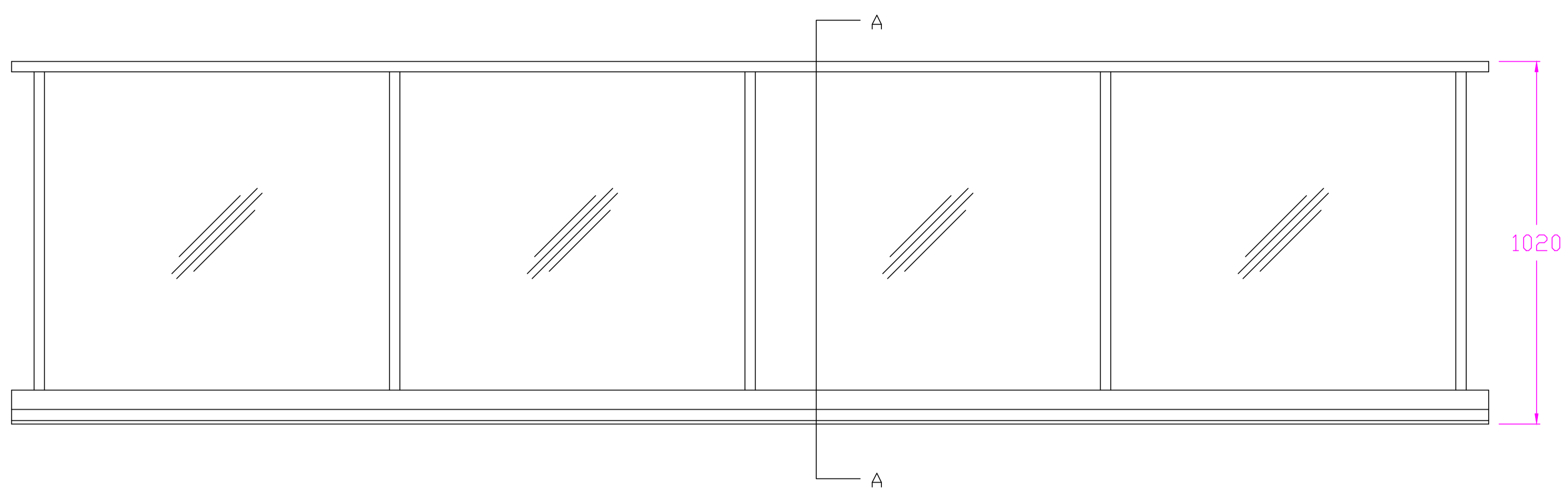
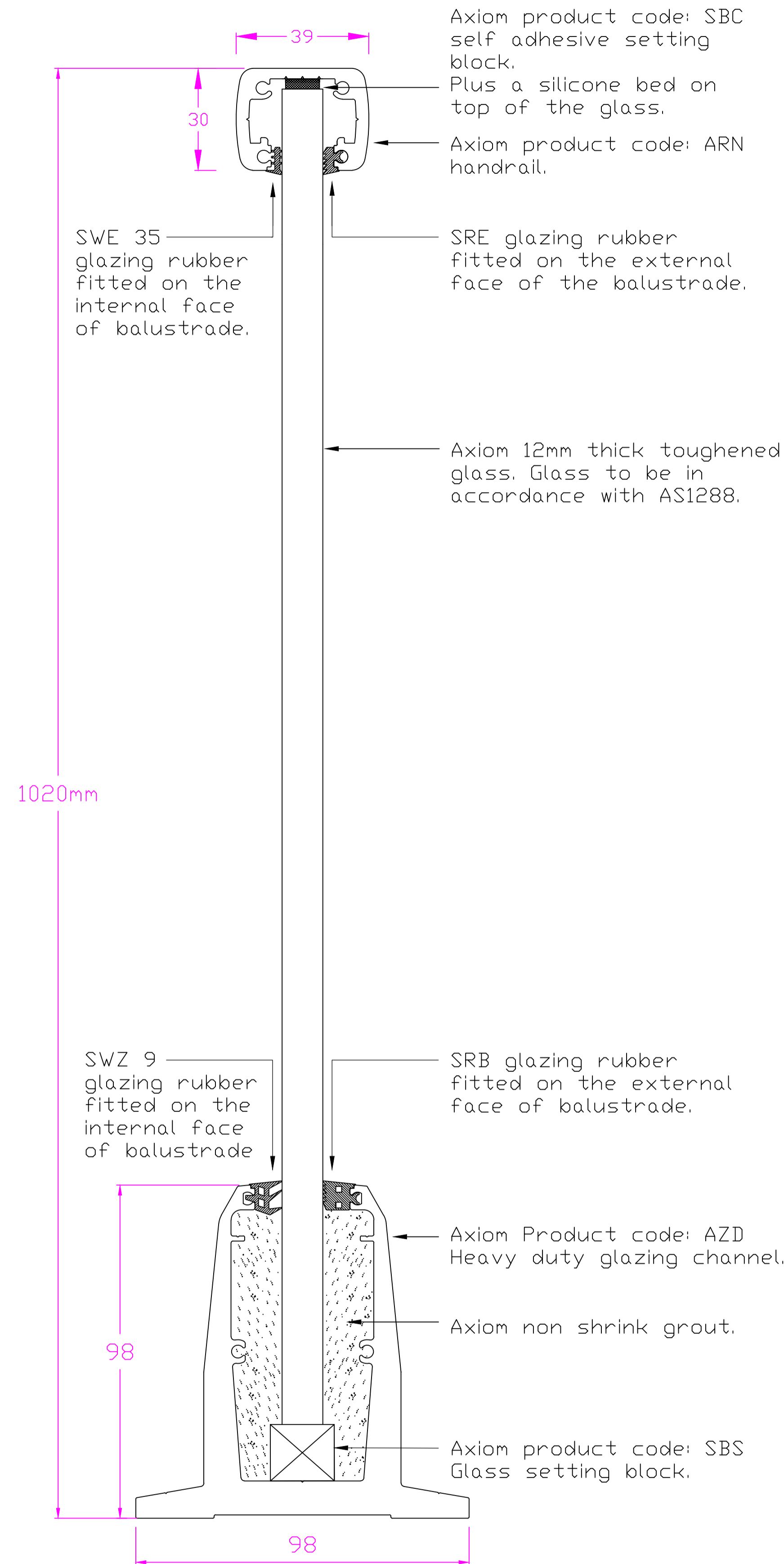


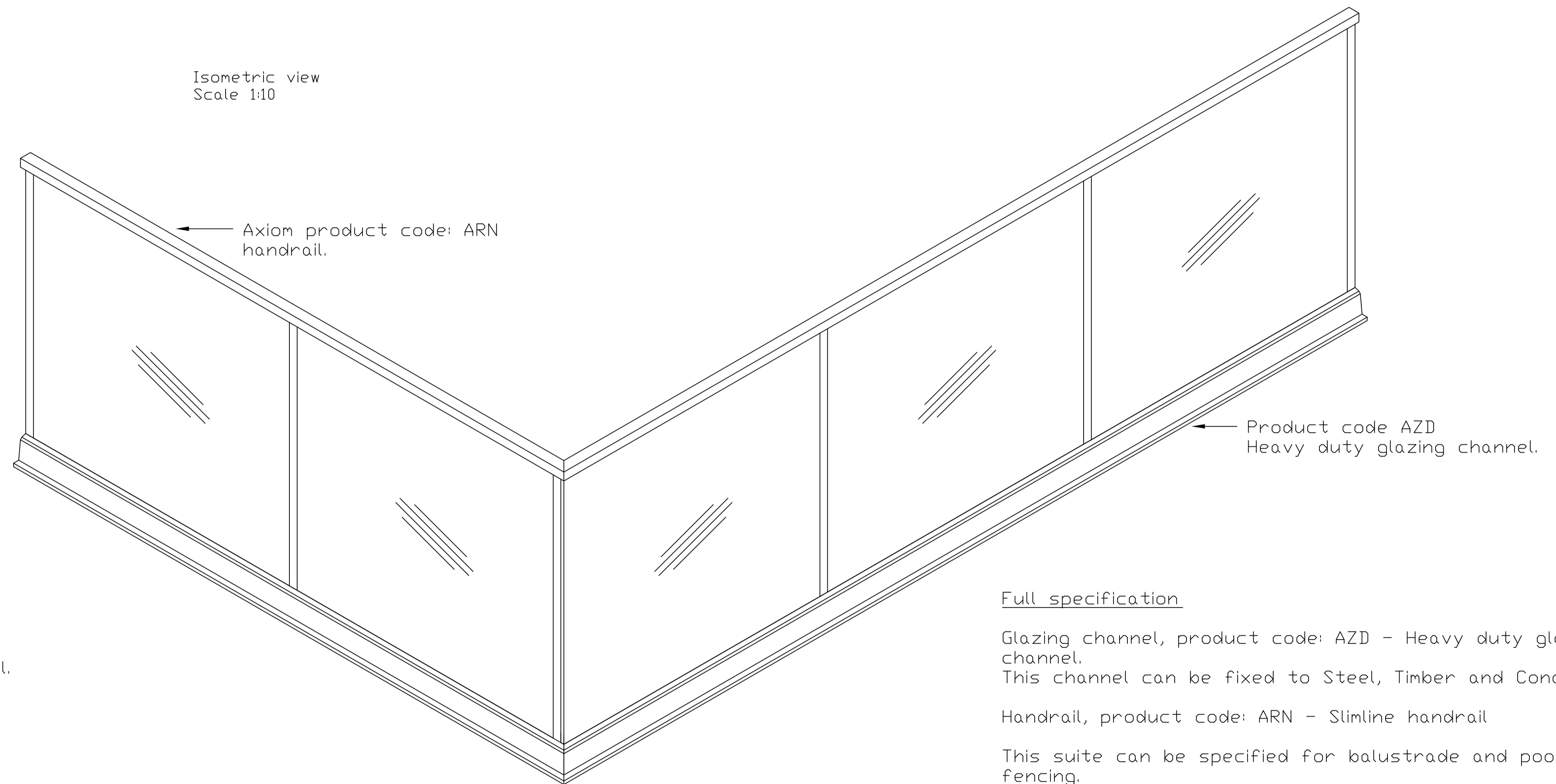
Section A - A
Scale 1:1

Elevation
Scale 1:10

Elevations are for illustration purpose only.



Isometric view
Scale 1:10



Full specification

- Glazing channel, product code: AZD - Heavy duty glazing channel. This channel can be fixed to Steel, Timber and Concrete.
- Handrail, product code: ARN - Slimline handrail
- This suite can be specified for balustrade and pool fencing.
- Glass: 12mm thick toughened, maximum width of each glass panel is 1200mm
- Glass setting blocks, product code: SBS, size 50mm long x 18.8mm wide x 16.6mm high, 2n° required per glass panel.
- Handrail setting block, product code SBC, size 25mm x 10mm x 3mm thick.

Read this drawing in conjunction with the relevant engineering drawings. All products must be installed as specified by the engineer.



Style: AxiLume Frameless Balustrade
Suite: Metropolis Base Mounted
Product: AZD glazing channel with ARN handrail.

Scale as shown @ A1
Paper Size: A1
Unless otherwise stated all dimensions are in MM

Drawing n°. SD6001-605
Drawn by: C. Richardson
Date: 31 / 3 / 2015

Checked by: CM
Revision:

Job N°.
Drawing type: Suite drawing
This drawing has been produced using AutoCAD LT 2015

Proprietary and Confidential
This drawing remains the sole property of Axiom Group Pty Ltd. It must not be reproduced in part or in whole without consent from the Directors. Axiom reserves the right to amend drawings in the interest of continuous improvement. E & D E