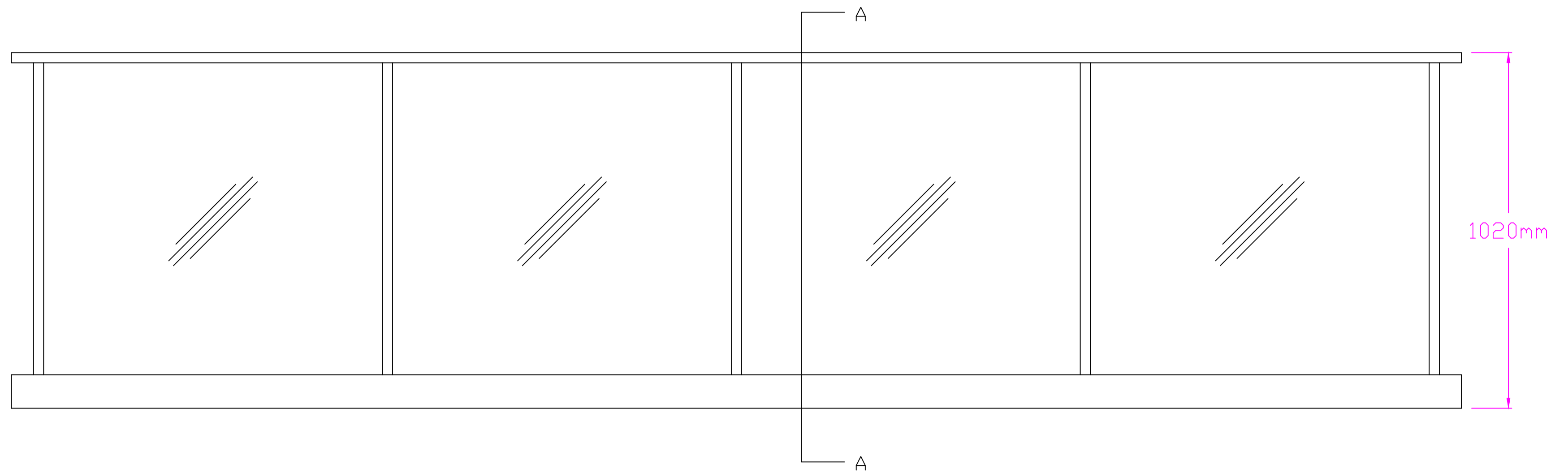
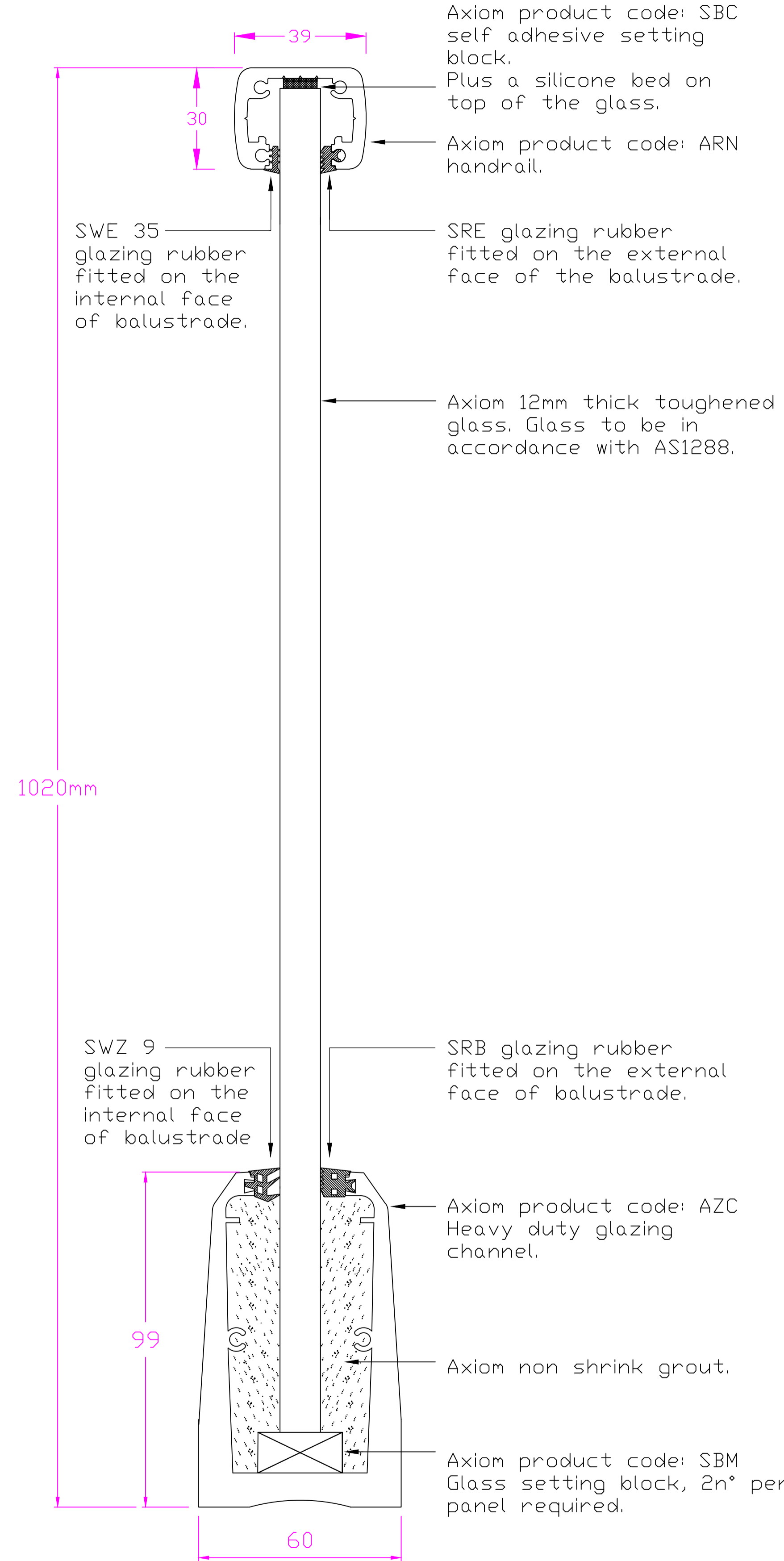


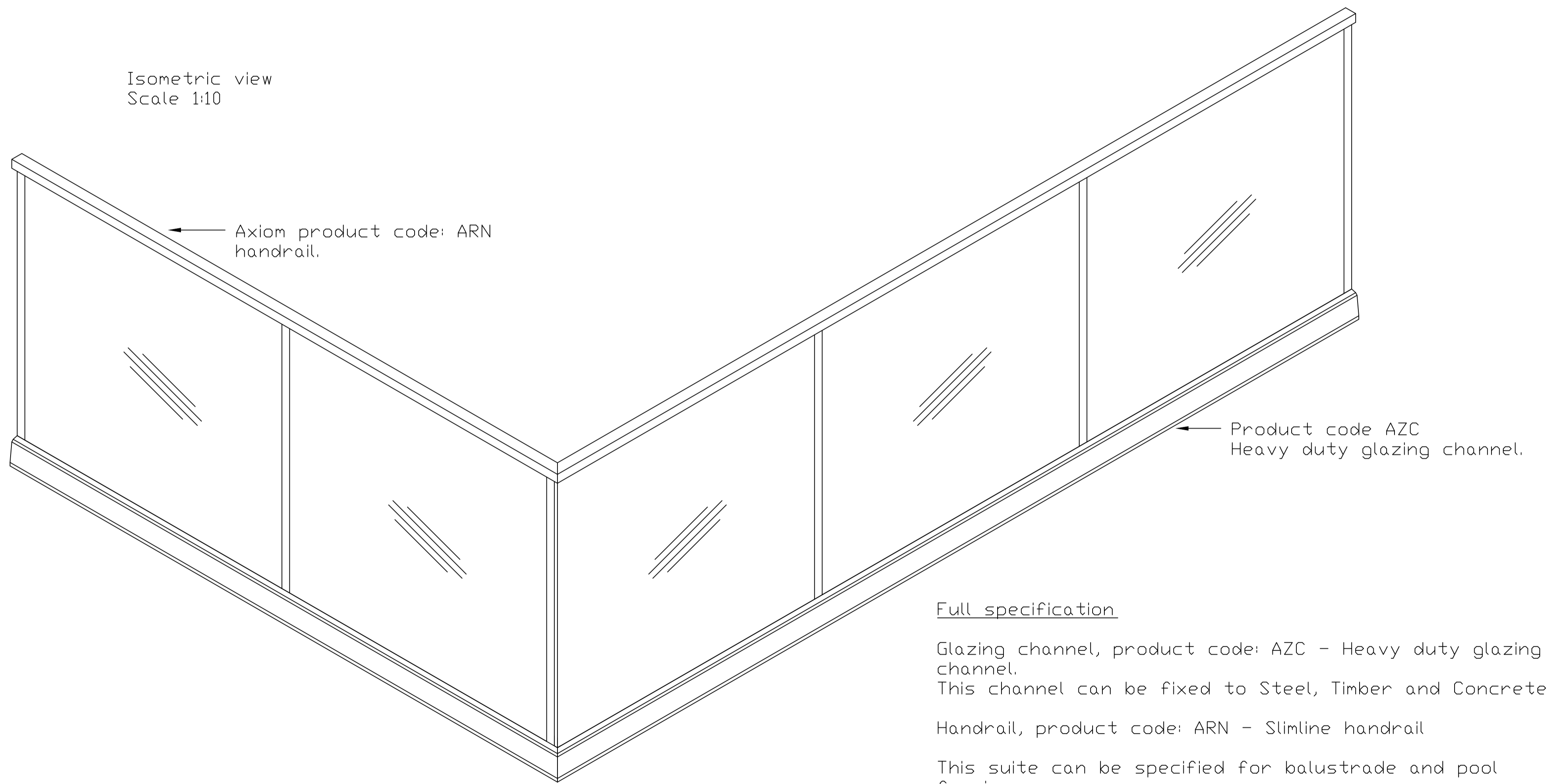
Section A - A  
Scale 1:1

Elevation  
Scale 1:10

Elevations are for illustration purpose only.



Isometric view  
Scale 1:10



Full specification

Glazing channel, product code: AZC - Heavy duty glazing channel. This channel can be fixed to Steel, Timber and Concrete.

Handrail, product code: ARN - Slimline handrail

This suite can be specified for balustrade and pool fencing.

Glass: 12mm thick toughened, maximum width of each glass panel is 1200mm

Glass setting blocks, product code: SBM, size 25mm x 25mm x 12mm thick 2n° required per glass panel.

Handrail setting block, product code, SBC, size 25mm x 10mm x 3mm thick

Read this drawing in conjunction with the relevant engineering drawings. All products must be installed as specified by the engineer.



Style: AxiLume Frameless Balustrade  
Suite: Metropolis Base Mounted  
Product: AZC glazing channel with ARN handrail.

Scale as shown @ A1  
Paper Size: A1  
Unless otherwise stated all dimensions are in MM

Drawing n°. SD6001-603  
Drawn by: C. Richardson  
Date: 31 / 3 / 2015

Checked by: CM  
Revision:

Job N°.   
Drawing type: Suite drawing  
This drawing has been produced using AutoCAD LT 2015

Proprietary and Confidential  
This drawing remains the sole property of Axiom Group Pty Ltd. It must not be reproduced in part or in whole without consent from the Directors. Axiom reserves the right to amend drawings in the interest of continuous improvement. E & D E